

CCI Conveyor Pulleys

All **CCI** take up frames are fabricated from steel, offering superior strength and durability in the most rugged conditions. We can accommodate bearing shaft sizes from 1" to 4 15/16". Our take up frames are available in standard travel lengths from 9"-60". We can also manufacture frames from stainless material and made to order lengths. We will also be happy to quote special frames with ACME thread.

All four of our standard **CCI** take-up frames are available with our unmatched quick delivery. **CCI** take up frames are suitable for most manufacturers' housing styles, including center pull wide slot, pillow block and top angle protected screw.

CCI take up frames are fully interchangeable with competitive products.

ADAC




PULLEYS • HUBS • LAGGING • SHAFTING • BEARINGS • TU FRAMES • DRIVES

CCI has a complete line of take up frames to meet your needs.


Protected Screw




Heavy Duty



Center Pull



Wide Slot



www.ccipulley.com
704.982.9555
fax 704.982.9599

Conveyor Components, Inc.
P. O. Box 1267, Albemarle, NC 28002